



ARTICTURE — BISCUIT VELVET SOFA COLLECTION

Biscuit Velvet Sofa

Modular Sectional Series

SEAT HEIGHT 17.3"	ARM & BACK HEIGHT 23"/28"
SEAT DEPTH CLASSIC 26"	SEAT DEPTH DEEP 29"
CONFIGURATIONS 7 Available	FOAM FIRMNESS Default: Medium, Soft & Firm available

AVAILABLE CONFIGURATIONS

OTTOMAN 31" x 27"	SINGLE 56" x 38"	2 SEATER 87" x 38"	3 SEATER 102" x 63"
3 SEATER 126" x 38"	3 SEATER SECTIONAL 126" x 63"	4 SEATER 165" x 63"	MODULAR & CONFIGURABLE

UNIVERSAL DIMENSIONS

SEAT HEIGHT 17.3"	ARM & BACK HEIGHT 29.7"	SEAT DEPTH — CLASSIC 26"	SEAT DEPTH — DEEP 29"
----------------------	----------------------------	-----------------------------	--------------------------

CONSTRUCTION & MATERIALS



FULL GRAIN LEATHER

(Colour Options Available)



LINEN BLEND

(Colour Options Available)



BOUCLE

(Colour Options Available)



PERFORMANCE LEATHER

(Colour Options Available)

<p>UPHOLSTERY</p> <p>COVER Top-grain leather or performance fabric – Removable & dry-clean only.</p> <p>AVAILABLE MATERIALS Top Grain Leather, Linen Blend, Boucle, Performance Leather</p>	<p>CUSHION</p> <p>SEAT CUSHION Layered density foam core & cushions, optional feather & foam blend</p> <p>BACK CUSHION Layered density foam core & cushions, attached to back rail for stable positioning</p>	<p>FRAME & SUSPENSION</p> <p>FRAME Kiln-dried hardwood and engineered plywood, corner-blocked for rigidity</p> <p>SUSPENSION Premium sinuous spring + webbing</p>
--	--	--



ARTICTURE — BISCUIT VELVET SOFA COLLECTION

Biscuit Velvet Ottoman

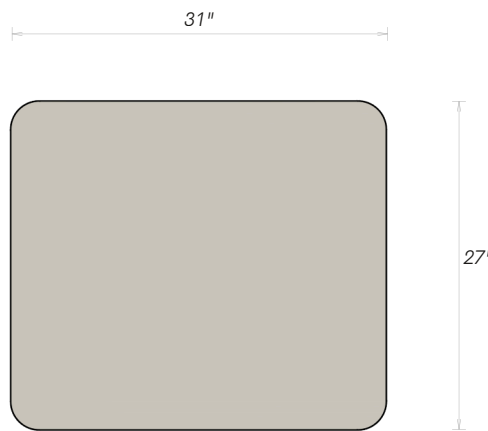
*Accent Form-
31"*

Biscuit Velvet Ottoman is a versatile expression of the Biscuit Velvet Sofa's signature form.

The Biscuit Velvet Ottoman delivers the same generous curves and hand-stitched tufting as a flexible accent—ideal as a footrest, extra seating, or a modular companion within the system.

Available in all Biscuit Velvet Sofa collection upholstery options.

TOP VIEW
Classic Depth



DIMENSIONS — OTTOMAN

OVERALL WIDTH 31"	OVERALL DEPTH 27"	OVERALL HEIGHT 17.3"
----------------------	----------------------	-------------------------

COLLECTION DIMENSIONS

SEAT HEIGHT 17.3"	ARM & BACK HEIGHT 23/28"	SEAT DEPTH — CLASSIC 26"	SEAT DEPTH — DEEP 29"
----------------------	-----------------------------	-----------------------------	--------------------------

The Biscuit Velvet Ottoman is a fundamental building block of The Biscuit Velvet Sofa System, customizable as a standalone statement piece or with additional modules for any configuration.



ARTICTURE — BISCUIT VELVET SOFA COLLECTION

Biscuit Velvet Armchair

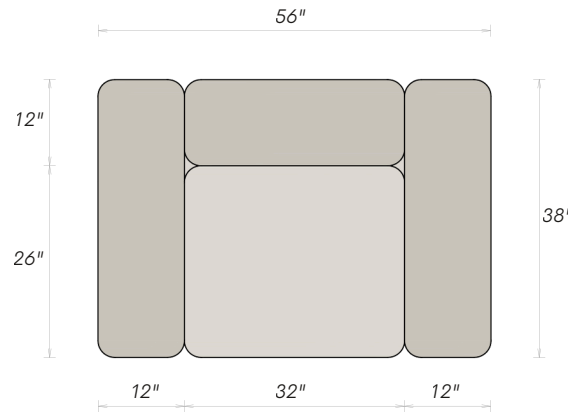
*Accent Form-
56"*

The Biscuit Velvet Single is a versatile expression of the Biscuit Velvet Sofa's signature form.

The Biscuit Velvet Single delivers the same generous curves and hand-stitched tufting as a flexible accent—ideal as a footrest, extra seating, or a modular companion within the system.

Available in all Biscuit Velvet Sofa collection upholstery options.

TOP VIEW
Classic Depth



DIMENSIONS — SINGLE

OVERALL WIDTH 56"	OVERALL DEPTH 38"	ARM WIDTH 12"
SEAT WIDTH 32"	BACK DEPTH 12"	SEAT DEPTH 26"

COLLECTION DIMENSIONS

SEAT HEIGHT 17.3"	ARM & BACK HEIGHT 23/28"	SEAT DEPTH — CLASSIC 26"	SEAT DEPTH — DEEP 29"
----------------------	-----------------------------	-----------------------------	--------------------------

The Biscuit Velvet Single is a fundamental building block of The Biscuit Velvet Sofa System, customizable as a standalone statement piece or with additional modules for any configuration.



ARTICTURE — BISCUIT VELVET SOFA COLLECTION

Biscuit Velvet Loveseat

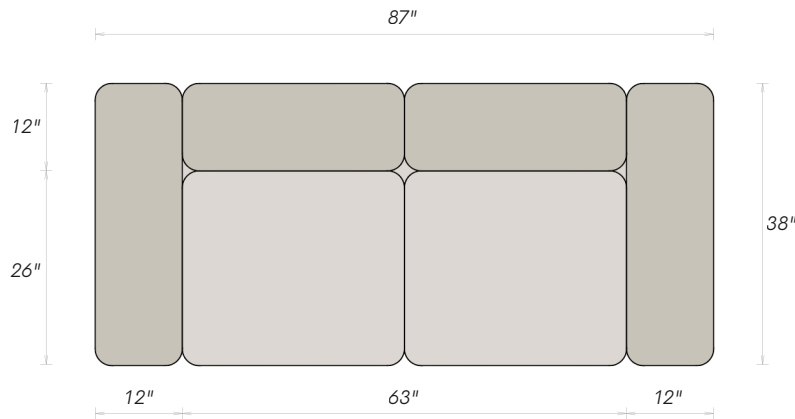
Accent Form-
87"

The Biscuit Velvet 2-Seater is a versatile expression of the Biscuit Velvet Sofa's signature form.

The Biscuit Velvet 2-Seater delivers the same generous curves and hand-stitched tufting as a flexible accent—ideal as a footrest, extra seating, or a modular companion within the system.

Available in all Biscuit Velvet Sofa collection upholstery options.

TOP VIEW
Classic Depth



DIMENSIONS — 2-SEATER

OVERALL WIDTH 87"	OVERALL DEPTH 38"	ARM WIDTH 12"
SEAT WIDTH 63"	BACK DEPTH 12"	SEAT DEPTH 26"

COLLECTION DIMENSIONS

SEAT HEIGHT 17.3"	ARM & BACK HEIGHT 23/28"	SEAT DEPTH — CLASSIC 26"	SEAT DEPTH — DEEP 29"
----------------------	-----------------------------	-----------------------------	--------------------------

The Biscuit Velvet 2-Seater is a fundamental building block of The Biscuit Velvet Sofa System, customizable as a standalone statement piece or with additional modules for any configuration.



ARTICTURE — BISCUIT VELVET SOFA COLLECTION

Biscuit Velvet Chaise Sectional

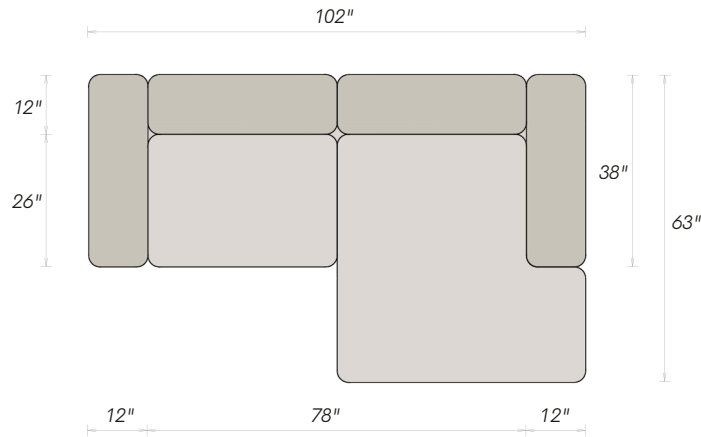
Accent Form-
102"

The Biscuit Velvet 2-Seater Chaise is a versatile expression of the Biscuit Velvet Sofa's signature form.

The Biscuit Velvet 2-Seater Chaise delivers the same generous curves and hand-stitched tufting as a flexible accent—ideal as a footrest, extra seating, or a modular companion within the system.

Available in all Biscuit Velvet Sofa collection upholstery options.

TOP VIEW
Classic Depth



DIMENSIONS — 2-SEATER CHAISE

OVERALL WIDTH 102"	OVERALL DEPTH 63"	ARM WIDTH 12"
SEAT WIDTH 78"	BACK DEPTH 12"	SEAT DEPTH 26"

COLLECTION DIMENSIONS

SEAT HEIGHT 17.3"	ARM & BACK HEIGHT 23/28"	SEAT DEPTH — CLASSIC 26"	SEAT DEPTH — DEEP 29"
----------------------	-----------------------------	-----------------------------	--------------------------

The Biscuit Velvet 2-Seater Chaise is a fundamental building block of The Biscuit Velvet Sofa System, customizable as a standalone statement piece or with additional modules for any configuration.



ARTICTURE — BISCUIT VELVET SOFA COLLECTION

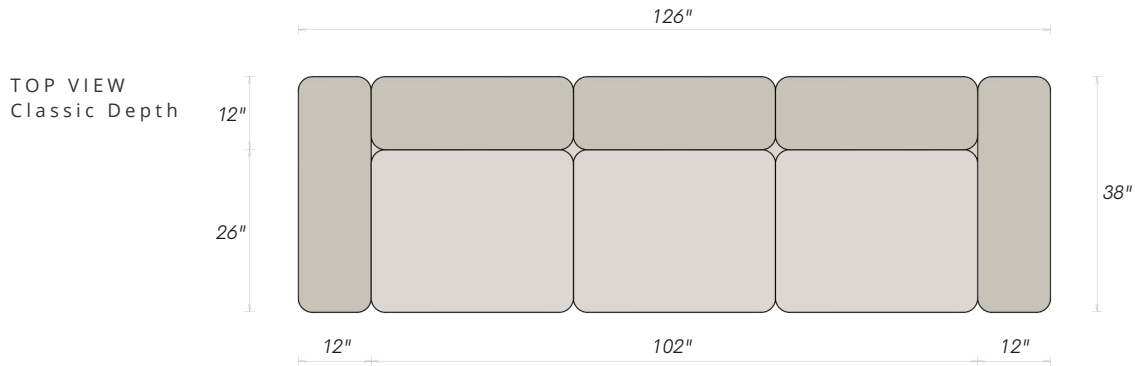
Biscuit Velvet 3-Seater

Accent Form-
126"

The Biscuit Velvet 3-Seater is a versatile expression of the Biscuit Velvet Sofa's signature form.

The Biscuit Velvet 3-Seater delivers the same generous curves and hand-stitched tufting as a flexible accent—ideal as a footrest, extra seating, or a modular companion within the system.

Available in all Biscuit Velvet Sofa collection upholstery options.



DIMENSIONS — 3-SEATER

OVERALL WIDTH 126"	OVERALL DEPTH 38"	ARM WIDTH 12"
SEAT WIDTH 102"	BACK DEPTH 12"	SEAT DEPTH 26"

COLLECTION DIMENSIONS

SEAT HEIGHT 17.3"	ARM & BACK HEIGHT 23/28"	SEAT DEPTH — CLASSIC 26"	SEAT DEPTH — DEEP 29"
----------------------	-----------------------------	-----------------------------	--------------------------

The Biscuit Velvet 3-Seater is a fundamental building block of The Biscuit Velvet Sofa System, customizable as a standalone statement piece or with additional modules for any configuration.



ARTICTURE — BISCUIT VELVET SOFA COLLECTION

Biscuit Velvet Chaise Sectional

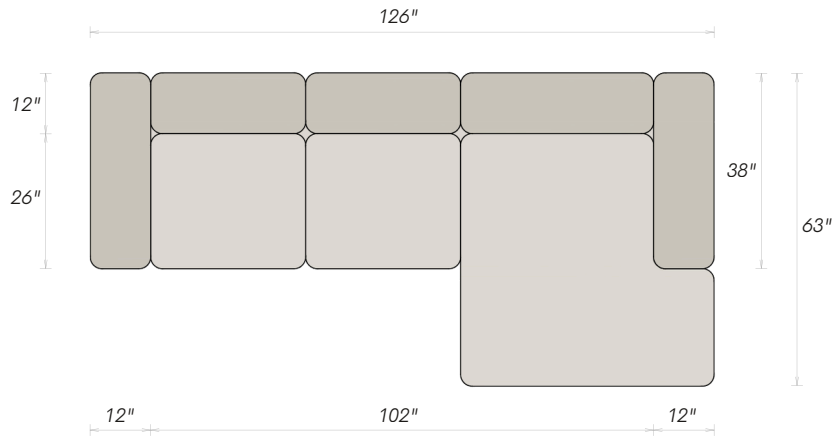
Accent Form-
126"

The Biscuit Velvet 3-Seater Sectional is a versatile expression of the Biscuit Velvet Sofa's signature form.

The Biscuit Velvet 3-Seater Sectional delivers the same generous curves and hand-stitched tufting as a flexible accent — ideal as a footrest, extra seating, or a modular companion within the system.

Available in all Biscuit Velvet Sofa collection upholstery options.

TOP VIEW
Classic Depth



DIMENSIONS — 3-SEATER SECTIONAL

OVERALL WIDTH 126"	OVERALL DEPTH 63"	ARM WIDTH 12"
SEAT WIDTH 102"	BACK DEPTH 12"	SEAT DEPTH 26"

COLLECTION DIMENSIONS

SEAT HEIGHT 17.3"	ARM & BACK HEIGHT 23/28"	SEAT DEPTH — CLASSIC 26"	SEAT DEPTH — DEEP 29"
----------------------	-----------------------------	-----------------------------	--------------------------

The Biscuit Velvet 3-Seater Sectional is a fundamental building block of The Biscuit Velvet Sofa System, customizable as a standalone statement piece or with additional modules for any configuration.



ARTICTURE — BISCUIT VELVET SOFA COLLECTION

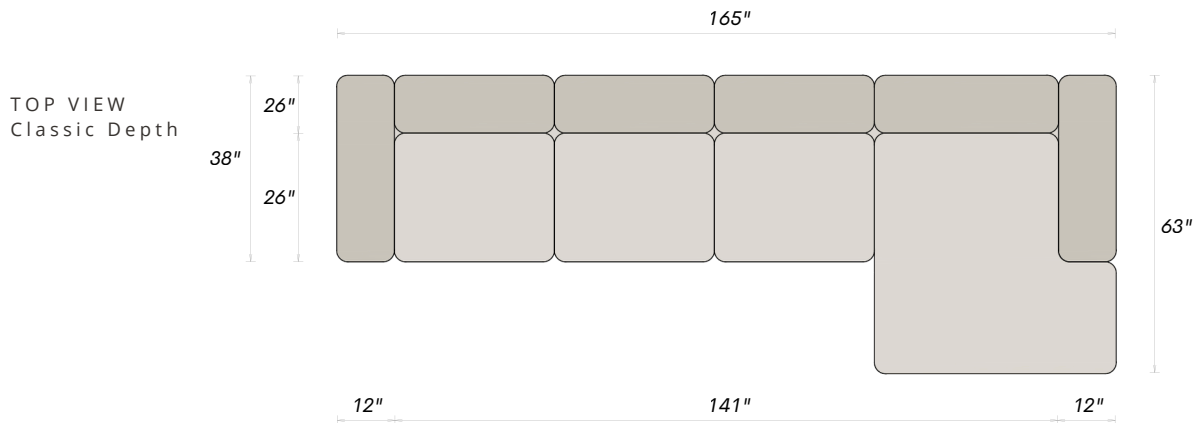
Biscuit Velvet Chaise Sectional

Accent Form-
165"

The Biscuit Velvet 4-Seater Sectional is a versatile expression of the Biscuit Velvet Sofa's signature form.

The Biscuit Velvet 4-Seater Sectional delivers the same generous curves and hand-stitched tufting as a flexible accent — ideal as a footrest, extra seating, or a modular companion within the system.

Available in all Biscuit Velvet Sofa collection upholstery options.



DIMENSIONS — 4-SEATER SEATER SECTIONAL

OVERALL WIDTH 165"	OVERALL DEPTH 63"	ARM WIDTH 12"
SEAT WIDTH 141"	BACK DEPTH 12"	SEAT DEPTH 26"

COLLECTION DIMENSIONS

SEAT HEIGHT 17.3"	ARM & BACK HEIGHT 23/28"	SEAT DEPTH — CLASSIC 26"	SEAT DEPTH — DEEP 29"
----------------------	-----------------------------	-----------------------------	--------------------------

The Biscuit Velvet 4-Seater Sectional is a fundamental building block of The Biscuit Velvet Sofa System, customizable as a standalone statement piece or with additional modules for any configuration.